






**EXTRUDE•A•TRIM**  
*The Aluminum Warehouse*

# ASSORTED FIXTURE TRIM



---

**RIGHT SHAPES**

**RIGHT PRICE**

**RIGHT NOW**



DRAWING	PART NUMBER	DESCRIPTION						
<b>CHANNEL CAP</b>								
	EM 3197	ALUMINUM CHANNEL CAP FOR 3/4" MATERIAL <table border="1"> <thead> <tr> <th>LENGTH</th> <th>FINISH</th> </tr> </thead> <tbody> <tr> <td>12'</td> <td>SS</td> </tr> </tbody> </table>	LENGTH	FINISH	12'	SS		
LENGTH	FINISH							
12'	SS							
	EM 3198	ALUMINUM CHANNEL CAP FOR 5/8" MATERIAL <table border="1"> <thead> <tr> <th>LENGTH</th> <th>FINISH</th> </tr> </thead> <tbody> <tr> <td>4', 6'</td> <td>AN</td> </tr> <tr> <td>12'</td> <td>AN, SS</td> </tr> </tbody> </table>	LENGTH	FINISH	4', 6'	AN	12'	AN, SS
LENGTH	FINISH							
4', 6'	AN							
12'	AN, SS							
	EM 7006	VINYL CHANNEL CAP FOR 3/4" MATERIAL <table border="1"> <thead> <tr> <th>LENGTH</th> <th>VINYL COLOUR</th> </tr> </thead> <tbody> <tr> <td>8'</td> <td>ALMOND, BLACK, WHITE</td> </tr> </tbody> </table>	LENGTH	VINYL COLOUR	8'	ALMOND, BLACK, WHITE		
LENGTH	VINYL COLOUR							
8'	ALMOND, BLACK, WHITE							
<b>CORNER BEAD</b>								
	EM 5432*	5/8" CORNER BEAD <table border="1"> <thead> <tr> <th>LENGTH</th> <th>FINISH</th> </tr> </thead> <tbody> <tr> <td>12'</td> <td>AN</td> </tr> </tbody> </table>	LENGTH	FINISH	12'	AN		
LENGTH	FINISH							
12'	AN							
<b>COUNTER EDGE</b>								
	EM 2402 EM 2404	COUNTER EDGING <table border="1"> <thead> <tr> <th>LENGTH</th> <th>FINISH</th> </tr> </thead> <tbody> <tr> <td>4', 6', 12' EM 2402 7/8"</td> <td>AN</td> </tr> <tr> <td>4', 6', 12' EM 2404 1 1/4"</td> <td>AN</td> </tr> </tbody> </table>	LENGTH	FINISH	4', 6', 12' EM 2402 7/8"	AN	4', 6', 12' EM 2404 1 1/4"	AN
LENGTH	FINISH							
4', 6', 12' EM 2402 7/8"	AN							
4', 6', 12' EM 2404 1 1/4"	AN							
	EM 2602	7/8" COUNTER CENTRE EDGING <table border="1"> <thead> <tr> <th>LENGTH</th> <th>FINISH</th> </tr> </thead> <tbody> <tr> <td>4', 6'</td> <td>AN, BC</td> </tr> <tr> <td>12'</td> <td>AN, BC, BS</td> </tr> </tbody> </table>	LENGTH	FINISH	4', 6'	AN, BC	12'	AN, BC, BS
LENGTH	FINISH							
4', 6'	AN, BC							
12'	AN, BC, BS							

\*Min. 550 lb. order is required.

**FINISHES:** AN-Anodized, BC-Brite Clear, BS-Brass, SS-Stainless Steel Brushed



DRAWING	PART NUMBER	DESCRIPTION				
<b>T-EDGE</b>						
	EM 3162	<p>1 1/16" T-EDGING</p> <table border="1"> <tr> <th>LENGTH</th> <th>FINISH</th> </tr> <tr> <td>4', 6', 12'</td> <td>AN</td> </tr> </table>	LENGTH	FINISH	4', 6', 12'	AN
LENGTH	FINISH					
4', 6', 12'	AN					
	EM 3191	<p>1 3/8" T-EDGING</p> <table border="1"> <tr> <th>LENGTH</th> <th>FINISH</th> </tr> <tr> <td>12'</td> <td>BC, SS</td> </tr> </table>	LENGTH	FINISH	12'	BC, SS
LENGTH	FINISH					
12'	BC, SS					
	EM 3193	<p>27/32" T-EDGING</p> <table border="1"> <tr> <th>LENGTH</th> <th>FINISH</th> </tr> <tr> <td>12'</td> <td>AN, SS</td> </tr> </table>	LENGTH	FINISH	12'	AN, SS
LENGTH	FINISH					
12'	AN, SS					
	EM 3194	<p>27/32" T-EDGING</p> <table border="1"> <tr> <th>LENGTH</th> <th>FINISH</th> </tr> <tr> <td>12'</td> <td>AN, SS</td> </tr> </table>	LENGTH	FINISH	12'	AN, SS
LENGTH	FINISH					
12'	AN, SS					
	EM 3195	<p>1 1/4" T-EDGING</p> <table border="1"> <tr> <th>LENGTH</th> <th>FINISH</th> </tr> <tr> <td>12'</td> <td>AN, SS</td> </tr> </table>	LENGTH	FINISH	12'	AN, SS
LENGTH	FINISH					
12'	AN, SS					
	EM 3196	<p>1 11/16" T-EDGING</p> <table border="1"> <tr> <th>LENGTH</th> <th>FINISH</th> </tr> <tr> <td>12'</td> <td>AN, SS</td> </tr> </table>	LENGTH	FINISH	12'	AN, SS
LENGTH	FINISH					
12'	AN, SS					

FINISHES: AN-Anodized, BC-Brite Clear, SS-Stainless Steel Brushed



DRAWING	PART NUMBER	DESCRIPTION				
<b>T-EDGE</b>						
	EM 5431	<p>5/16" T-EDGING</p> <table border="1"> <thead> <tr> <th>LENGTH</th> <th>FINISH</th> </tr> </thead> <tbody> <tr> <td>4', 6', 12'</td> <td>AN</td> </tr> </tbody> </table>	LENGTH	FINISH	4', 6', 12'	AN
LENGTH	FINISH					
4', 6', 12'	AN					
	EM 5481	<p>13/16" T-EDGING</p> <table border="1"> <thead> <tr> <th>LENGTH</th> <th>FINISH</th> </tr> </thead> <tbody> <tr> <td>12'</td> <td>AN</td> </tr> </tbody> </table>	LENGTH	FINISH	12'	AN
LENGTH	FINISH					
12'	AN					
	EM 5482*	<p>13/16" T-EDGING</p> <table border="1"> <thead> <tr> <th>LENGTH</th> <th>FINISH</th> </tr> </thead> <tbody> <tr> <td>12'</td> <td>AN, BC</td> </tr> </tbody> </table>	LENGTH	FINISH	12'	AN, BC
LENGTH	FINISH					
12'	AN, BC					
<b>FINGER PULL</b>						
	EM 3187	<p>3/4" FINGER PULL</p> <table border="1"> <thead> <tr> <th>LENGTH</th> <th>FINISH</th> </tr> </thead> <tbody> <tr> <td>12'</td> <td>AN</td> </tr> </tbody> </table>	LENGTH	FINISH	12'	AN
LENGTH	FINISH					
12'	AN					
	EM 3188	<p>5/8" FINGER PULL</p> <table border="1"> <thead> <tr> <th>LENGTH</th> <th>FINISH</th> </tr> </thead> <tbody> <tr> <td>12'</td> <td>AN, SS</td> </tr> </tbody> </table>	LENGTH	FINISH	12'	AN, SS
LENGTH	FINISH					
12'	AN, SS					

\*Min. 550 lb. order is required.

**FINISHES:** AN-Anodized, BC-Brite Clear, SS-Stainless Steel Brushed



DRAWING	PART NUMBER	DESCRIPTION						
<b>FINGER PULL</b>								
	EM 3189	<p>3/4" FINGER PULL</p> <table border="1"> <thead> <tr> <th>LENGTH</th> <th>FINISH</th> </tr> </thead> <tbody> <tr> <td>4', 6'</td> <td>AN</td> </tr> <tr> <td>12'</td> <td>AN, BC</td> </tr> </tbody> </table>	LENGTH	FINISH	4', 6'	AN	12'	AN, BC
LENGTH	FINISH							
4', 6'	AN							
12'	AN, BC							
	EM 3190*	<p>5/8" FINGER PULL</p> <table border="1"> <thead> <tr> <th>LENGTH</th> <th>FINISH</th> </tr> </thead> <tbody> <tr> <td>12'</td> <td>AN, SS</td> </tr> </tbody> </table>	LENGTH	FINISH	12'	AN, SS		
LENGTH	FINISH							
12'	AN, SS							
<b>DRAWER PULL</b>								
	EM 3181	<p>1 3/16" DRAWER PULL</p> <table border="1"> <thead> <tr> <th>LENGTH</th> <th>FINISH</th> </tr> </thead> <tbody> <tr> <td>4', 8', 12'</td> <td>AN</td> </tr> </tbody> </table>	LENGTH	FINISH	4', 8', 12'	AN		
LENGTH	FINISH							
4', 8', 12'	AN							
	EM 3182	<p>1 3/16" DRAWER PULL</p> <table border="1"> <thead> <tr> <th>LENGTH</th> <th>FINISH</th> </tr> </thead> <tbody> <tr> <td>4', 6', 12'</td> <td>AN</td> </tr> </tbody> </table>	LENGTH	FINISH	4', 6', 12'	AN		
LENGTH	FINISH							
4', 6', 12'	AN							
	EM 3183	<p>1 5/16" DRAWER PULL</p> <table border="1"> <thead> <tr> <th>LENGTH</th> <th>FINISH</th> </tr> </thead> <tbody> <tr> <td>4', 6', 12'</td> <td>AN</td> </tr> </tbody> </table>	LENGTH	FINISH	4', 6', 12'	AN		
LENGTH	FINISH							
4', 6', 12'	AN							
	EM 3184	<p>1 5/16" DRAWER PULL</p> <table border="1"> <thead> <tr> <th>LENGTH</th> <th>FINISH</th> </tr> </thead> <tbody> <tr> <td>4', 6', 8', 12'</td> <td>AN</td> </tr> </tbody> </table>	LENGTH	FINISH	4', 6', 8', 12'	AN		
LENGTH	FINISH							
4', 6', 8', 12'	AN							

\*Min. 1,100 lb. order is required.

FINISHES: AN-Anodized, BC-Brite Clear, SS-Stainless Steel Brushed



DRAWING	PART NUMBER	DESCRIPTION
<b>DRAWER PULL</b>		
	EM 3186	1 21/32" DRAWER PULL <b>LENGTH</b> <b>FINISH</b> 8', 12'                              AN, SS
	EM 3199	1 17/32" DRAWER PULL <b>LENGTH</b> <b>FINISH</b> 4', 6'                                      AN 12'    AN, SS
	EM 3200	1 17/32" DRAWER PULL <b>LENGTH</b> <b>FINISH</b> 4', 6'                                      AN 12'    AN, SS
<b>SLOTWALL</b>		
	EM 0195	ALUMINUM SLOTWALL INSERT <b>LENGTH</b> <b>FINISH</b> 4', 8'                                      ML
	EM 0197	ALUMINUM SLOTWALL INSERT <b>LENGTH</b> <b>FINISH</b> 4', 8'                                      ML
	EM 0206	ALUMINUM SLOTWALL INSERT <b>LENGTH</b> <b>FINISH</b> 4', 8'                                      ML

FINISHES: AN-Anodized, ML-Mill, SS-Stainless Steel Brushed



DRAWING	PART NUMBER	DESCRIPTION
<b>SLOTWALL</b>		
	EM 0208	ALUMINUM SLOTWALL INSERT <u>LENGTH</u> <u>FINISH</u> 4', 8'                                      ML
	EM 0300	VINYL DECORATIVE SLOTWALL INSERT <u>LENGTH</u> <u>COLOUR</u> 8'    BLACK  MINIMUM ORDER 330 PIECES.
	EM 0700	SLOTWALL INTER-LOCKING PANEL <u>LENGTH</u> <u>FINISH</u> 146"    ML
	EM 1074	ALUMINUM SLOTWALL INSERT <u>LENGTH</u> <u>FINISH</u> 97"    ML
<b>AWNING RAIL</b>		
	BM 3078	ALUMINUM AWNING RAIL 3/8" I.D. <u>LENGTH</u> <u>FINISH</u> 4', 6', 12'                                      AN
<b>SLIDING TRACK</b>		
	BM 3084	ALUMINUM SLIDING TRACK <u>LENGTH</u> <u>FINISH</u> 4', 6', 12'                                      AN

FINISHES: AN-Anodized, ML-Mill



DRAWING	PART NUMBER	DESCRIPTION
<b>SCREEN DOOR</b>		
	EM 3150	SCREEN DOOR EXTRUSION 1" HEIGHT <u>LENGTH</u> <u>FINISH</u> 12' BROWN, WHITE
<b>CHALK TRAY</b>		
	FR 7255	3 1/2" ALUMINUM CHALK TRAY RAIL <u>LENGTH</u> <u>FINISH</u> 4', 6', 12' AN

FINISHES: AN-Anodized