







ASSORTED FIXTURE TRIM

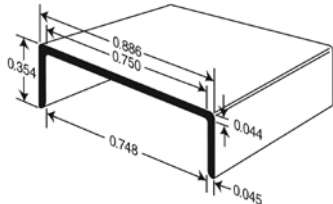
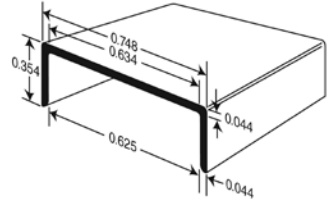
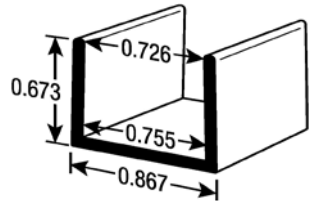
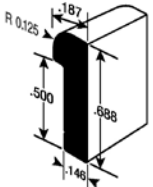
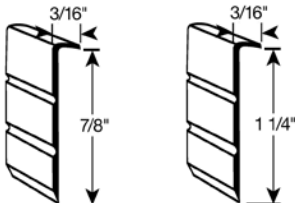
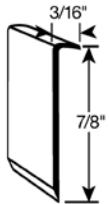


RIGHT SHAPES

RIGHT PRICE

RIGHT NOW




DRAWING	PART NUMBER	DESCRIPTION						
CHANNEL CAP								
	EM 3197	ALUMINUM CHANNEL CAP FOR 3/4" MATERIAL <table><tr><th>LENGTH</th><th>FINISH</th></tr><tr><td>4', 6'</td><td>AN</td></tr><tr><td>12'</td><td>AN, SS</td></tr></table>	LENGTH	FINISH	4', 6'	AN	12'	AN, SS
LENGTH	FINISH							
4', 6'	AN							
12'	AN, SS							
	EM 3198	ALUMINUM CHANNEL CAP FOR 5/8" MATERIAL <table><tr><th>LENGTH</th><th>FINISH</th></tr><tr><td>4', 6'</td><td>AN</td></tr><tr><td>12'</td><td>AN, SS</td></tr></table>	LENGTH	FINISH	4', 6'	AN	12'	AN, SS
LENGTH	FINISH							
4', 6'	AN							
12'	AN, SS							
	EM 7006	VINYL CHANNEL CAP FOR 3/4" MATERIAL <table><tr><th>LENGTH</th><th>VINYL COLOUR</th></tr><tr><td>8'</td><td>ALMOND, BLACK, WHITE</td></tr></table>	LENGTH	VINYL COLOUR	8'	ALMOND, BLACK, WHITE		
LENGTH	VINYL COLOUR							
8'	ALMOND, BLACK, WHITE							
CORNER BEAD								
	EM 5432**	5/8" CORNER BEAD <table><tr><th>LENGTH</th><th>FINISH</th></tr><tr><td>12'</td><td>AN</td></tr></table>	LENGTH	FINISH	12'	AN		
LENGTH	FINISH							
12'	AN							
COUNTER EDGE								
	EM 2402 EM 2404	COUNTER EDGING <table><tr><th>LENGTH</th><th>FINISH</th></tr><tr><td>4', 6', 12'</td><td>EM 2402 7/8" AN</td></tr><tr><td>4', 6', 12'</td><td>EM 2404 1 1/4" AN</td></tr></table>	LENGTH	FINISH	4', 6', 12'	EM 2402 7/8" AN	4', 6', 12'	EM 2404 1 1/4" AN
LENGTH	FINISH							
4', 6', 12'	EM 2402 7/8" AN							
4', 6', 12'	EM 2404 1 1/4" AN							
	EM 2602	7/8" COUNTER CENTRE EDGING <table><tr><th>LENGTH</th><th>FINISH</th></tr><tr><td>4', 6'</td><td>AN, BC</td></tr><tr><td>12'</td><td>AN, BC, BS</td></tr></table>	LENGTH	FINISH	4', 6'	AN, BC	12'	AN, BC, BS
LENGTH	FINISH							
4', 6'	AN, BC							
12'	AN, BC, BS							

**Min. 550 lb order qty.

NOTE: 4ft and 6ft product is in stock in the U.S. only.


FINISHES: AN-Anodized, BC-Brite Clear, BS-Brass, SS-Stainless Steel Brushed

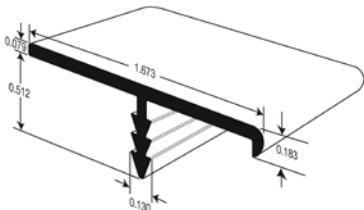
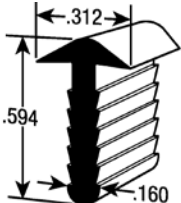
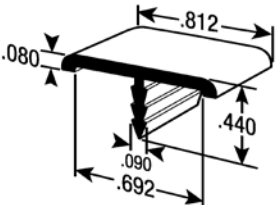
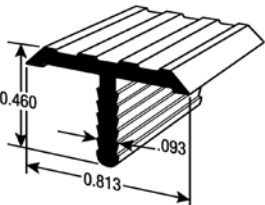


DRAWING	PART NUMBER	DESCRIPTION
T-EDGE		
	EM 3162	1 1/16" T-EDGING LENGTH FINISH 4', 6', 12' AN
	EM 3191	1 3/8" T-EDGING LENGTH FINISH 12' AN, BC, SS
	EM 3193	27/32" T-EDGING LENGTH FINISH 12' AN, SS
	EM 3194	27/32" T-EDGING LENGTH FINISH 12' AN, SS
	EM 3195	1 1/4" T-EDGING LENGTH FINISH 12' AN, SS

NOTE: 4ft and 6ft product is in stock in the U.S. only.

FINISHES: AN-Anodized, BC-Brite Clear, SS-Stainless Steel Brushed



DRAWING	PART NUMBER	DESCRIPTION				
T-EDGE						
	EM 3196	<div>1 11/16" T-EDGING</div> <table><tr><th>LENGTH</th><th>FINISH</th></tr><tr><td>12'</td><td>AN, SS</td></tr></table>	LENGTH	FINISH	12'	AN, SS
LENGTH	FINISH					
12'	AN, SS					
	EM 5431	<div>5/16" T-EDGING</div> <table><tr><th>LENGTH</th><th>FINISH</th></tr><tr><td>4', 6', 12'</td><td>AN</td></tr></table>	LENGTH	FINISH	4', 6', 12'	AN
LENGTH	FINISH					
4', 6', 12'	AN					
	EM 5481	<div>13/16" T-EDGING</div> <table><tr><th>LENGTH</th><th>FINISH</th></tr><tr><td>12'</td><td>AN</td></tr></table>	LENGTH	FINISH	12'	AN
LENGTH	FINISH					
12'	AN					
	EM 5482	<div>13/16" T-EDGING</div> <table><tr><th>LENGTH</th><th>FINISH</th></tr><tr><td>12'</td><td>AN, BC</td></tr></table>	LENGTH	FINISH	12'	AN, BC
LENGTH	FINISH					
12'	AN, BC					

NOTE: 4ft and 6ft product is in stock in the U.S. only.


FINISHES: AN-Anodized, BC-Brite Clear, SS-Stainless Steel Brushed



DRAWING	PART NUMBER	DESCRIPTION
FINGER PULL		
	EM 3187	3/4" FINGER PULL LENGTH FINISH 12' AN
	EM 3188	5/8" FINGER PULL LENGTH FINISH 12' AN, SS
	EM 3189	3/4" FINGER PULL LENGTH FINISH 4', 6' AN 12' AN, BC
	EM 3190	5/8" FINGER PULL LENGTH FINISH 12' AN, SS
DRAWER PULL		
	EM 3181	1 3/16" DRAWER PULL LENGTH FINISH 4', 8', 12' AN
	EM 3182	1 3/16" DRAWER PULL LENGTH FINISH 4', 6', 12' AN

NOTE: 4ft and 6ft product is in stock in the U.S. only.


FINISHES: AN-Anodized, BC-Brite Clear, SS-Stainless Steel Brushed



DRAWING	PART NUMBER	DESCRIPTION						
DRAWER PULL								
	EM 3183	<div>1 5/16" DRAWER PULL</div> <table><tr><th>LENGTH</th><th>FINISH</th></tr><tr><td>4', 6', 12'</td><td>AN</td></tr></table>	LENGTH	FINISH	4', 6', 12'	AN		
LENGTH	FINISH							
4', 6', 12'	AN							
	EM 3184	<div>1 5/16" DRAWER PULL</div> <table><tr><th>LENGTH</th><th>FINISH</th></tr><tr><td>4', 6', 8', 12'</td><td>AN</td></tr></table>	LENGTH	FINISH	4', 6', 8', 12'	AN		
LENGTH	FINISH							
4', 6', 8', 12'	AN							
	EM 3186	<div>1 21/32" DRAWER PULL</div> <table><tr><th>LENGTH</th><th>FINISH</th></tr><tr><td>8', 12'</td><td>AN, SS</td></tr></table>	LENGTH	FINISH	8', 12'	AN, SS		
LENGTH	FINISH							
8', 12'	AN, SS							
	EM 3199	<div>1 17/32" DRAWER PULL</div> <table><tr><th>LENGTH</th><th>FINISH</th></tr><tr><td>4', 6'</td><td>AN</td></tr><tr><td>12'</td><td>AN, SS</td></tr></table>	LENGTH	FINISH	4', 6'	AN	12'	AN, SS
LENGTH	FINISH							
4', 6'	AN							
12'	AN, SS							
	EM 3200	<div>1 17/32" DRAWER PULL</div> <table><tr><th>LENGTH</th><th>FINISH</th></tr><tr><td>4', 6'</td><td>AN</td></tr><tr><td>12'</td><td>AN, SS</td></tr></table>	LENGTH	FINISH	4', 6'	AN	12'	AN, SS
LENGTH	FINISH							
4', 6'	AN							
12'	AN, SS							

NOTE: 4ft and 6ft product is in stock in the U.S. only.

FINISHES: AN-Anodized, SS-Stainless Steel Brushed



ASSORTED FIXTURE TRIM

DRAWING	PART NUMBER	DESCRIPTION
SLOTWALL		
	EM 0195	ALUMINUM SLOTWALL INSERT LENGTH FINISH <u>4', 8'</u> <u>ML</u>
	EM 0197	ALUMINUM SLOTWALL INSERT LENGTH FINISH <u>4', 8'</u> <u>ML</u>
	EM 0206	ALUMINUM SLOTWALL INSERT LENGTH FINISH <u>4', 8'</u> <u>ML</u>
	EM 0208	ALUMINUM SLOTWALL INSERT LENGTH FINISH <u>4', 8'</u> <u>ML</u>
	EM 0300	VINYL DECORATIVE SLOTWALL INSERT LENGTH COLOUR <u>8'</u> <u>BLACK</u> MINIMUM ORDER 330 PIECES.

NOTE: 4ft and 6ft product is in stock in the U.S. only.

FINISHES: ML-Mill


09/23

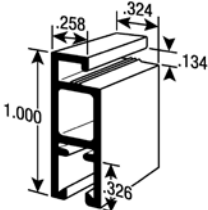
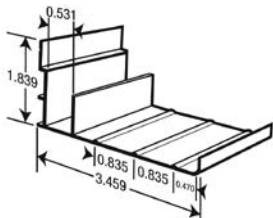
USA: 1-888-741-6150
 info@extrudeus.com

CANADA: 1-888-501-8689
 info@extrude-a-trim.com

4-6

©2023 All drawings and part numbers are the property of Extrude-A-Trim, and may not be copied or reproduced or altered in any way without the expressed written approval of Extrude-A-Trim.



DRAWING	PART NUMBER	DESCRIPTION				
SCREEN DOOR						
	EM 3150	SCREEN DOOR EXTRUSION 1" HEIGHT <table><tr><th>LENGTH</th><th>FINISH</th></tr><tr><td>12'</td><td>BROWN, WHITE</td></tr></table>	LENGTH	FINISH	12'	BROWN, WHITE
LENGTH	FINISH					
12'	BROWN, WHITE					
CHALK TRAY						
	FR 7255	3 1/2" ALUMINUM CHALK TRAY RAIL <table><tr><th>LENGTH</th><th>FINISH</th></tr><tr><td>4', 6', 12'</td><td>AN</td></tr></table>	LENGTH	FINISH	4', 6', 12'	AN
LENGTH	FINISH					
4', 6', 12'	AN					

NOTE: 4ft and 6ft product is in stock in the U.S. only.
FINISHES: AN-Anodized