






EXTRUDE•A•TRIM
The Aluminum Warehouse

ASSORTED FIXTURE TRIM



RIGHT SHAPES

RIGHT PRICE

RIGHT NOW



DRAWING	PART NUMBER	DESCRIPTION
CHANNEL CAP		
	EM 3197	ALUMINUM CHANNEL CAP FOR 3/4" MATERIAL <u>LENGTH</u> <u>FINISH</u> 12' AN, BC, SS
	EM 3198	ALUMINUM CHANNEL CAP FOR 5/8" MATERIAL <u>LENGTH</u> <u>FINISH</u> 12' AN, BC, SS
	EM 7006	VINYL CHANNEL CAP FOR 3/4" MATERIAL <u>LENGTH</u> <u>VINYL COLOUR</u> 8' ALMOND, BLACK, WHITE
CORNER BEAD		
	EM 5432**	5/8" CORNER BEAD <u>LENGTH</u> <u>FINISH</u> 12' AN
COUNTER EDGE		
	EM 2402 EM 2404	COUNTER EDGING <u>LENGTH</u> <u>FINISH</u> 12' EM 2402 7/8" AN 12' EM 2404 1.25" AN
	EM 2602	7/8" COUNTER CENTRE EDGING <u>LENGTH</u> <u>FINISH</u> 12' AN, BC, BS

**Min. 550 lb order qty.

FINISHES: AN-Anodized, BC-Brite Clear, BK-Brite Black, BS-Brass, BZ-Bronze, ML-Mill, SB-Satin Black, SS-Stainless Steel Brushed



DRAWING	PART NUMBER	DESCRIPTION
T-EDGE		
	EM 3162	1 1/16" T-EDGING LENGTH FINISH 12' AN
	EM 3191	1 3/8" T-EDGING LENGTH FINISH 12' AN, BC, SS
	EM 3193	27/32" T-EDGING LENGTH FINISH 12' AN, SS
	EM 3194	27/32" T-EDGING LENGTH FINISH 12' AN, SS
	EM 3195	1 1/4" T-EDGING LENGTH FINISH 12' AN, SS

FINISHES: AN-Anodized, BC-Brite Clear, BK-Brite Black, BS-Brass, BZ-Bronze, ML-Mill, SB-Satin Black, SS-Stainless Steel Brushed



DRAWING	PART NUMBER	DESCRIPTION				
T-EDGE						
	EM 3196	<p>1 11/16" T-EDGING</p> <table border="1"> <tr> <th>LENGTH</th> <th>FINISH</th> </tr> <tr> <td>12'</td> <td>AN, SS</td> </tr> </table>	LENGTH	FINISH	12'	AN, SS
LENGTH	FINISH					
12'	AN, SS					
	EM 5431	<p>5/16" T-EDGING</p> <table border="1"> <tr> <th>LENGTH</th> <th>FINISH</th> </tr> <tr> <td>12'</td> <td>AN</td> </tr> </table>	LENGTH	FINISH	12'	AN
LENGTH	FINISH					
12'	AN					
	EM 5481	<p>13/16" T-EDGING</p> <table border="1"> <tr> <th>LENGTH</th> <th>FINISH</th> </tr> <tr> <td>12'</td> <td>AN</td> </tr> </table>	LENGTH	FINISH	12'	AN
LENGTH	FINISH					
12'	AN					
	EM 5482	<p>13/16" T-EDGING</p> <table border="1"> <tr> <th>LENGTH</th> <th>FINISH</th> </tr> <tr> <td>12'</td> <td>AN, BC</td> </tr> </table>	LENGTH	FINISH	12'	AN, BC
LENGTH	FINISH					
12'	AN, BC					

FINISHES: AN-Anodized, BC-Brite Clear, BK-Brite Black, BS-Brass, BZ-Bronze, ML-Mill, SB-Satin Black, SS-Stainless Steel Brushed

CUSTOMER SERVICE • PHONE: 888-501-8689 FAX: (416) 798-1094

10/22

info@extrude-a-trim.com www.extrude-a-trim.com

4-3



DRAWING	PART NUMBER	DESCRIPTION
FINGER PULL		
	EM 3187	3/4" FINGER PULL LENGTH FINISH 12' AN
	EM 3188	5/8" FINGER PULL LENGTH FINISH 12' AN, SS
	EM 3189	3/4" FINGER PULL LENGTH FINISH 12' AN, BC
	EM 3190	5/8" FINGER PULL LENGTH FINISH 12' AN, SS
DRAWER PULL		
	EM 3181	1 3/16" DRAWER PULL LENGTH FINISH 8' AN 12' AN
	EM 3182	1 3/16" DRAWER PULL LENGTH FINISH 12' AN

FINISHES: AN-Anodized, BC-Brite Clear, BK-Brite Black, BS-Brass, BZ-Bronze, ML-Mill, SB-Satin Black, SS-Stainless Steel Brushed



DRAWING	PART NUMBER	DESCRIPTION
DRAWER PULL		
	EM 3183	1 5/16" DRAWER PULL LENGTH FINISH 12' AN
	EM 3184	1 5/16" DRAWER PULL LENGTH FINISH 8' AN 12' AN
	EM 3186	1 21/32" DRAWER PULL LENGTH FINISH 8' AN, SS 12' AN, SS
	EM 3199	1 17/32" DRAWER PULL LENGTH FINISH 12' AN, BC, SS
	EM 3200	1 17/32" DRAWER PULL LENGTH FINISH 12' AN, BC, SS

FINISHES: AN-Anodized, BC-Brite Clear, BK-Brite Black, BS-Brass, BZ-Bronze, ML-Mill, SB-Satin Black, SS-Stainless Steel Brushed



DRAWING	PART NUMBER	DESCRIPTION						
SLOTWALL								
	EM 0195	ALUMINUM SLOTWALL INSERT <table border="1"> <tr> <th>LENGTH</th> <th>FINISH</th> </tr> <tr> <td>8'</td> <td>ML</td> </tr> </table>	LENGTH	FINISH	8'	ML		
LENGTH	FINISH							
8'	ML							
	EM 0197	ALUMINUM SLOTWALL INSERT <table border="1"> <tr> <th>LENGTH</th> <th>FINISH</th> </tr> <tr> <td>8'</td> <td>ML</td> </tr> </table>	LENGTH	FINISH	8'	ML		
LENGTH	FINISH							
8'	ML							
	EM 0206	ALUMINUM SLOTWALL INSERT <table border="1"> <tr> <th>LENGTH</th> <th>FINISH</th> </tr> <tr> <td>8'</td> <td>ML</td> </tr> </table>	LENGTH	FINISH	8'	ML		
LENGTH	FINISH							
8'	ML							
	EM 0208	ALUMINUM SLOTWALL INSERT <table border="1"> <tr> <th>LENGTH</th> <th>FINISH</th> </tr> <tr> <td>4'</td> <td>ML</td> </tr> <tr> <td>8'</td> <td>ML</td> </tr> </table>	LENGTH	FINISH	4'	ML	8'	ML
LENGTH	FINISH							
4'	ML							
8'	ML							
	EM 0300	VINYL DECORATIVE SLOTWALL INSERT <table border="1"> <tr> <th>LENGTH</th> <th>COLOUR</th> </tr> <tr> <td>8'</td> <td>BLACK</td> </tr> </table> <p>MINIMUM ORDER 330 PIECES.</p>	LENGTH	COLOUR	8'	BLACK		
LENGTH	COLOUR							
8'	BLACK							

FINISHES: AN-Anodized, BC-Brite Clear, BK-Brite Black, BS-Brass, BZ-Bronze, ML-Mill, SB-Satin Black, SS-Stainless Steel Brushed

CUSTOMER SERVICE • PHONE: 888-501-8689 FAX: (416) 798-1094



DRAWING	PART NUMBER	DESCRIPTION
SLOTWALL		
	EM 0700	SLOTWALL INTER-LOCKING PANEL LENGTH 146" FINISH ML
	EM 1074	ALUMINUM SLOTWALL INSERT LENGTH 97" FINISH ML
TRIM CAP		
	EM 0142	ALUMINUM 3/4" TRIM CAP FLEXIBLE TO MOULD AROUND TIGHT RADIUS LENGTH 12' FINISH BC
AWNING RAIL		
	BM 3078	ALUMINUM AWNING RAIL 3/8" I.D. LENGTH 12' FINISH AN
SLIDING TRACK		
	BM 3084	ALUMINUM SLIDING TRACK LENGTH 12' FINISH AN

FINISHES: AN-Anodized, BC-Brite Clear, BK-Brite Black, BS-Brass, BZ-Bronze, ML-Mill, SB-Satin Black, SS-Stainless Steel Brushed



DRAWING	PART NUMBER	DESCRIPTION				
SCREEN DOOR						
	EM 3150	SCREEN DOOR EXTRUSION 1" HEIGHT <table border="0"> <tr> <td>LENGTH</td> <td>FINISH</td> </tr> <tr> <td>12'</td> <td>BROWN, WHITE</td> </tr> </table>	LENGTH	FINISH	12'	BROWN, WHITE
LENGTH	FINISH					
12'	BROWN, WHITE					
CHALK TRAY						
	FR 7255	3 1/2" ALUMINUM CHALK TRAY RAIL <table border="0"> <tr> <td>LENGTH</td> <td>FINISH</td> </tr> <tr> <td>12'</td> <td>AN</td> </tr> </table>	LENGTH	FINISH	12'	AN
LENGTH	FINISH					
12'	AN					

FINISHES: AN-Anodized, BC-Brite Clear, BK-Brite Black, BS-Brass, BZ-Bronze, ML-Mill, SB-Satin Black, SS-Stainless Steel Brushed